

PHYSICAL EXAMINATION FORM

To be completed and signed by physician

Good for one calendar year

Last Name:		First Name:		M.I.:	
Significant Medical History:					
Date Of Physical Exam:			Most Recent PPD Result/Date:		
Height:	Weight:	BP:		P:	
This physical was completely normal.		YES	NO (please explain below)		
Restrictions to participation in school or sports activities:		NO	YES (please explain below)		
Current Medications:					
Additional Comments:					

The above named student has my permission to receive over the counter medications: acetaminophen, pseudophedrine, ibuprofen, robitussin, pepto-bisol, loratidine, tums, antibiotic ointment, hydrocortisone cream. Please cross out any medication not allowed.

Physician Signature (required):		Date:	
Physician Name Printed:			
Physician Address:			
Physician Phone Number:			

Health Office
Georgetown Preparatory School
10900 Rockville Pike, N. Bethesda, MD 20852
Phone 301-214-1235 Fax 301-214-8602

MARYLAND DEPARTMENT OF HEALTH AND MENTAL HYGIENE IMMUNIZATION CERTIFICATE

CHILD'S NAME _____ LAST _____ FIRST _____ MI _____

SEX: MALE FEMALE BIRTHDATE _____ / _____ / _____

COUNTY _____ SCHOOL _____ GRADE _____

PARENT NAME _____ PHONE NO. _____

OR GUARDIAN ADDRESS _____ CITY _____ ZIP _____

RECORD OF IMMUNIZATIONS (See Notes On Other Side)

Dose #	Vaccines Type									Dose #	Hep A Mo/Day/Yr	MMR Mo/Day/Yr	Varicella Mo/Day/Yr	History of Varicella Disease Mo/Yr
	DTP-DTaP-DT Mo/Day/Yr	Polio Mo/Day/Yr	Hib Mo/Day/Yr	Hep B Mo/Day/Yr	PCV Mo/Day/Yr	Rotavirus Mo/Day/Yr	MCV Mo/Day/Yr	HPV Mo/Day/Yr						
1										1				
2										2				
3											Td Mo/Day/Yr	Tdap Mo/Day/Yr	FLU Mo/Day/Yr	Other Mo/Day/Yr
4											_____	_____	_____	_____
5											_____	_____	_____	_____

To the best of my knowledge, the vaccines listed above were administered as indicated.

Clinic / Office Name
Office Address/ Phone Number

- Signature _____ Title _____ Date _____
(Medical provider, local health department official, school official, or child care provider only)
- Signature _____ Title _____ Date _____
- Signature _____ Title _____ Date _____

Lines 2 and 3 are for certification of vaccines given after the initial signature.

COMPLETE THE APPROPRIATE SECTION BELOW IF THE CHILD IS EXEMPT FROM VACCINATION ON MEDICAL OR RELIGIOUS GROUNDS. ANY VACCINATION(S) THAT HAVE BEEN RECEIVED SHOULD BE ENTERED ABOVE.

MEDICAL CONTRAINDICATION:

Please check the appropriate box to describe the medical contraindication.

This is a: Permanent condition OR Temporary condition until _____ / _____ / _____
Date

The above child has a valid medical contraindication to being vaccinated at this time. Please indicate which vaccine(s) and the reason for the contraindication, _____

Signed: _____ Date _____
Medical Provider / LHD Official

RELIGIOUS OBJECTION:

I am the parent/guardian of the child identified above. Because of my bona fide religious beliefs and practices, I object to any vaccine(s) being given to my child. This exemption does not apply during an emergency or epidemic of disease.

Signed: _____ Date: _____

**MARYLAND STATE
SCHOOL MEDICATION ADMINISTRATION AUTHORIZATION FORM**

This order is valid only for school year (current) _____ including the summer session.

School: _____

This form must be completed fully in order for schools to administer the required medication. A new medication administration form must be completed at the beginning of each school year, for each medication, and each time there is a change in dosage or time of administration of a medication.

- * Prescription medication must be in a container labeled by the pharmacist or prescriber.
- * Non-prescription medication must be in the original container with the label intact.
- * An adult must bring the medication to the school.
- * The school nurse (RN) will call the prescriber, as allowed by HIPAA, if a question arises about the child and/or the child's medication.

Prescriber's Authorization

Name of Student: _____ Date of Birth: _____ Grade: _____

Condition for which medication is being administered: _____

Medication Name: _____ Dose: _____ Route: _____

Time/frequency of administration: _____ If PRN, frequency: _____

If PRN, for what symptoms: _____


Relevant side effects: None expected Specify: _____

Medication shall be administered from: _____ to _____
Month / Day / Year Month / Day / Year

Prescriber's Name/Title: _____

Telephone: _____ (Type or print) FAX: _____

Address: _____



Prescriber's Signature: _____ Date: _____
(Original signature or signature stamp ONLY)

(Use for Prescriber's Address Stamp)

A verbal order was taken by the school RN (Name): _____ for the above medication on (Date): _____

PARENT/GUARDIAN AUTHORIZATION

I/We request designated school personnel to administer the medication as prescribed by the above prescriber. I/We certify that I/we have legal authority to consent to medical treatment for the student named above, including the administration of medication at school. I/We understand that at the end of the school year, an adult must pick up the medication, otherwise it will be discarded. I/We authorize the school nurse to communicate with the health care provider as allowed by HIPAA.

Parent/Guardian Signature: _____ Date: _____

Home Phone #: _____ Cell Phone #: _____ Work Phone #: _____

SELF CARRY/SELF ADMINISTRATION OF EMERGENCY MEDICATION AUTHORIZATION/APPROVAL

Self carry/self administration of emergency medication may be authorized by the prescriber and must be approved by the school nurse according to the State medication policy.

Prescriber's authorization for self carry/self administration of emergency medication: _____

Signature Date

School RN approval for self carry/self administration of emergency medication: _____

Signature Date

Order reviewed by the school RN: _____
Signature Date

Asthma Action Plan



General Information:

Name _____
 Emergency contact _____ Phone numbers _____
 Physician/healthcare provider _____ Phone numbers _____
 Physician signature _____ Date _____

Severity Classification	Triggers	Exercise
<input type="radio"/> Intermittent <input type="radio"/> Moderate Persistent <input type="radio"/> Mild Persistent <input type="radio"/> Severe Persistent	<input type="radio"/> Colds <input type="radio"/> Smoke <input type="radio"/> Weather <input type="radio"/> Exercise <input type="radio"/> Dust <input type="radio"/> Air Pollution <input type="radio"/> Animals <input type="radio"/> Food <input type="radio"/> Other _____	1. Premedication (how much and when) _____ 2. Exercise modifications _____

Green Zone: Doing Well

Peak Flow Meter Personal Best = _____

Symptoms

- Breathing is good
- No cough or wheeze
- Can work and play
- Sleeps well at night

Control Medications:

Medicine	How Much to Take	When to Take It
_____	_____	_____
_____	_____	_____

Peak Flow Meter

More than 80% of personal best or _____

Yellow Zone: Getting Worse

Contact physician if using quick relief more than 2 times per week.

Symptoms

- Some problems breathing
- Cough, wheeze, or chest tight
- Problems working or playing
- Wake at night

Continue control medicines and add:

Medicine	How Much to Take	When to Take It
_____	_____	_____
_____	_____	_____

Peak Flow Meter

Between 50% and 80% of personal best or _____ to _____

IF your symptoms (and peak flow, if used) return to Green Zone after one hour of the quick-relief treatment, THEN

- Take quick-relief medication every 4 hours for 1 to 2 days.
- Change your long-term control medicine by _____
- Contact your physician for follow-up care.

IF your symptoms (and peak flow, if used) DO NOT return to Green Zone after one hour of the quick-relief treatment, THEN

- Take quick-relief treatment again.
- Change your long-term control medicine by _____
- Call your physician/Healthcare provider within _____ hour(s) of modifying your medication routine.

Red Zone: Medical Alert

Ambulance/Emergency Phone Number: _____

Symptoms

- Lots of problems breathing
- Cannot work or play
- Getting worse instead of better
- Medicine is not helping

Continue control medicines and add:

Medicine	How Much to Take	When to Take It
_____	_____	_____
_____	_____	_____

Peak Flow Meter

Less than 50% of personal best or _____ to _____

Go to the hospital or call for an ambulance if:

- Still in the red zone after 15 minutes.
- You have not been able to reach your physician/healthcare provider for help.
- _____

Call an ambulance immediately if the following danger signs are present:

- Trouble walking/talking due to shortness of breath.
- Lips or fingernails are blue.



FOOD ALLERGY & ANAPHYLAXIS EMERGENCY CARE PLAN

Name: _____ D.O.B.: _____

Allergy to: _____

Weight: _____ lbs. Asthma: [] Yes (higher risk for a severe reaction) [] No

**PLACE
PICTURE
HERE**

NOTE: Do not depend on antihistamines or inhalers (bronchodilators) to treat a severe reaction. USE EPINEPHRINE.

Extremely reactive to the following foods: _____

THEREFORE:

- [] If checked, give epinephrine immediately for ANY symptoms if the allergen was likely eaten.
- [] If checked, give epinephrine immediately if the allergen was definitely eaten, even if no symptoms are noted.

FOR ANY OF THE FOLLOWING: SEVERE SYMPTOMS



LUNG

Short of breath, wheezing, repetitive cough



HEART

Pale, blue, faint, weak pulse, dizzy



THROAT

Tight, hoarse, trouble breathing/ swallowing



MOUTH

Significant swelling of the tongue and/or lips



SKIN

Many hives over body, widespread redness



GUT

Repetitive vomiting, severe diarrhea



OTHER

Feeling something bad is about to happen, anxiety, confusion

OR A COMBINATION of symptoms from different body areas.



1. **INJECT EPINEPHRINE IMMEDIATELY.**
2. **Call 911.** Tell them the child is having anaphylaxis and may need epinephrine when they arrive.
 - Consider giving additional medications following epinephrine:
 - » Antihistamine
 - » Inhaler (bronchodilator) if wheezing
 - Lay the person flat, raise legs and keep warm. If breathing is difficult or they are vomiting, let them sit up or lie on their side.
 - If symptoms do not improve, or symptoms return, more doses of epinephrine can be given about 5 minutes or more after the last dose.
 - Alert emergency contacts.
 - Transport them to ER even if symptoms resolve. Person should remain in ER for at least 4 hours because symptoms may return.

MILD SYMPTOMS



NOSE

Itchy/runny nose, sneezing



MOUTH

Itchy mouth



SKIN

A few hives, mild itch



GUT

Mild nausea/ discomfort

FOR MILD SYMPTOMS FROM MORE THAN ONE SYSTEM AREA, GIVE EPINEPHRINE.

FOR MILD SYMPTOMS FROM A SINGLE SYSTEM AREA, FOLLOW THE DIRECTIONS BELOW:

1. Antihistamines may be given, if ordered by a healthcare provider.
2. Stay with the person; alert emergency contacts.
3. Watch closely for changes. If symptoms worsen, give epinephrine.

MEDICATIONS/DOSES

Epinephrine Brand: _____

Epinephrine Dose: [] 0.15 mg IM [] 0.3 mg IM

Antihistamine Brand or Generic: _____

Antihistamine Dose: _____

Other (e.g., inhaler-bronchodilator if wheezing): _____

PARENT/GUARDIAN AUTHORIZATION SIGNATURE

DATE

PHYSICIAN/HCP AUTHORIZATION SIGNATURE

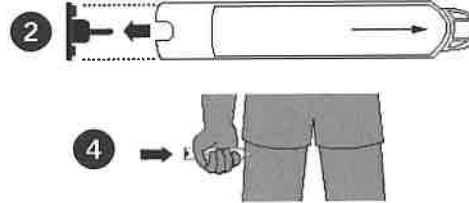
DATE



FOOD ALLERGY & ANAPHYLAXIS EMERGENCY CARE PLAN

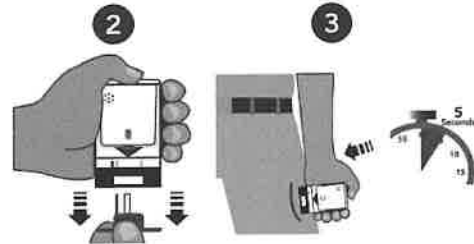
EPIPEN® (EPINEPHRINE) AUTO-INJECTOR DIRECTIONS

1. Remove the EpiPen Auto-Injector from the plastic carrying case.
2. Pull off the blue safety release cap.
3. Swing and firmly push orange tip against mid-outer thigh.
4. Hold for approximately 10 seconds.
5. Remove and massage the area for 10 seconds.



AUVI-Q™ (EPINEPHRINE INJECTION, USP) DIRECTIONS

1. Remove the outer case of Auvi-Q. This will automatically activate the voice instructions.
2. Pull off red safety guard.
3. Place black end against mid-outer thigh.
4. Press firmly and hold for 5 seconds.
5. Remove from thigh.



ADRENACLICK®/ADRENACLICK® GENERIC DIRECTIONS

1. Remove the outer case.
2. Remove grey caps labeled "1" and "2".
3. Place red rounded tip against mid-outer thigh.
4. Press down hard until needle penetrates.
5. Hold for 10 seconds. Remove from thigh.



OTHER DIRECTIONS/INFORMATION (may self-carry epinephrine, may self-administer epinephrine, etc.):

Treat the person before calling emergency contacts. The first signs of a reaction can be mild, but symptoms can get worse quickly.

EMERGENCY CONTACTS — CALL 911

RESCUE SQUAD: _____
 DOCTOR: _____ PHONE: _____
 PARENT/GUARDIAN: _____ PHONE: _____

OTHER EMERGENCY CONTACTS

NAME/RELATIONSHIP: _____
 PHONE: _____
 NAME/RELATIONSHIP: _____
 PHONE: _____

PARENT/GUARDIAN AUTHORIZATION SIGNATURE

DATE